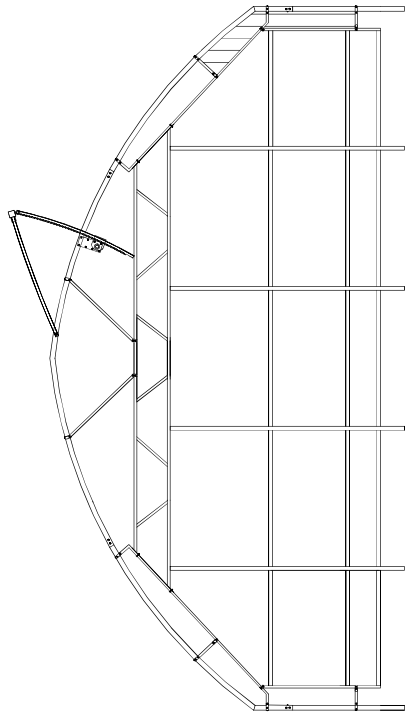


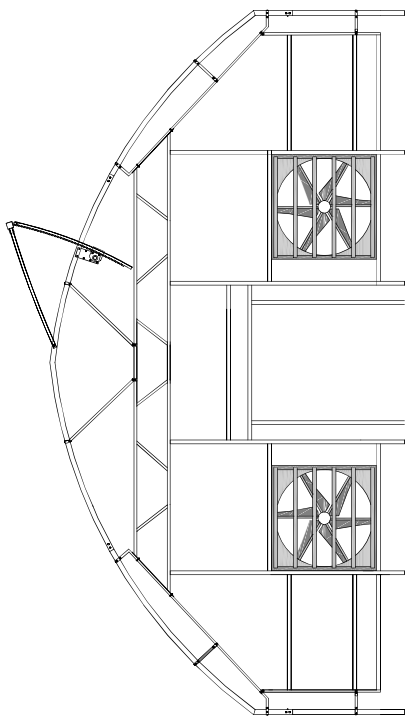
NO.	HISTORY / REVISIONS	BY	CHECK	DATE

# 30' X 105' BLACKOUT GREENHOUSE FRAMING DIAGRAMS

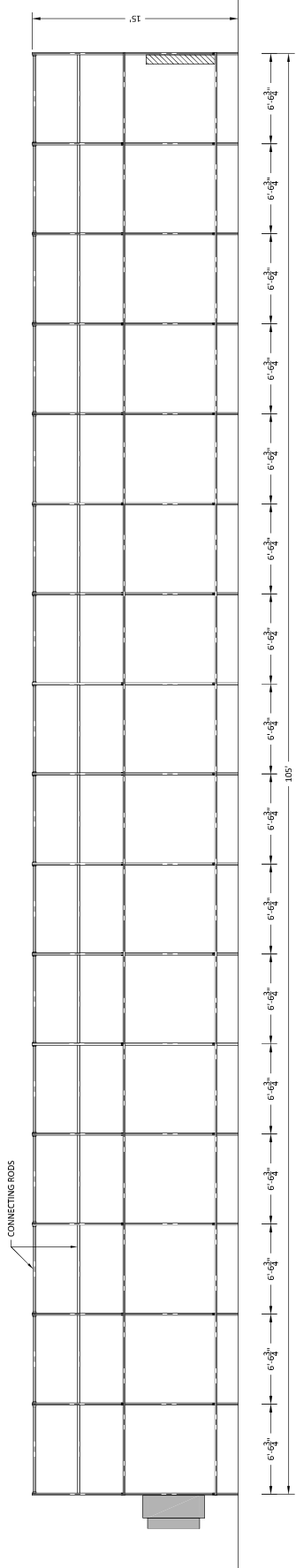
DRAWN BY: RGN - UDD  
DATE: 2020/10/24  
FRAMING DIAGRAMS  
SHEET NO.



BACK GABLE END FRAMING DIAGRAM  
SCALE: 3/8"=1'-0"



FRONT GABLE END FRAMING DIAGRAM  
SCALE: 3/8"=1'-0"



SIDE FRAMING DIAGRAM  
SCALE: 1/4"=1'-0"

NO.	DESCRIPTION
①	2-1/2" X 2-1/2" STEEL GABLE POST (14GA)
②	2" X 1" SQUARE COLUMN POST, TRUSS AND BLACKOUT POST
③	2" X 1" SQUARE STEEL PIPE FOR BOTH ENDS OF COLUMN
④	1.6" X 1.6" SQUARE STEEL PIPE SUPPORT FRAMING POST (14GA) WITH 8" X 8" X 6/16" BASE PLATE